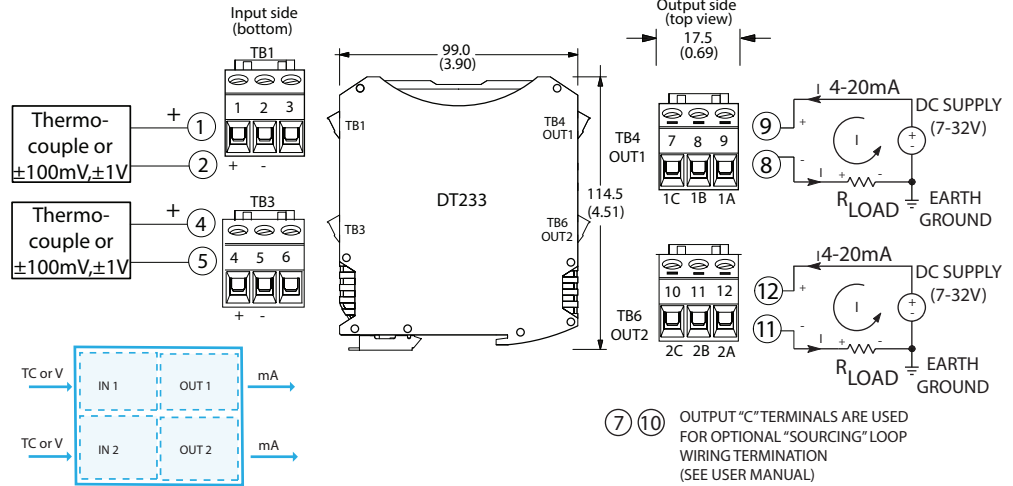


Transmitters: DT230 Series

DT233 Thermocouple/millivolt input two-wire dual transmitter



Dual channels ♦ Universal thermocouple, mV input ♦ 4-20mA outputs (sink/source) ♦ 7-32V DC loop/local

Description

DT230 series signal conditioners provide two independent I/O channels in a single, space-saving unit. The DT233 model is a dual two-wire transmitter that isolates and converts millivolt or thermocouple sensor inputs to proportional 4-20mA control signals. Power is received from the output loop current.

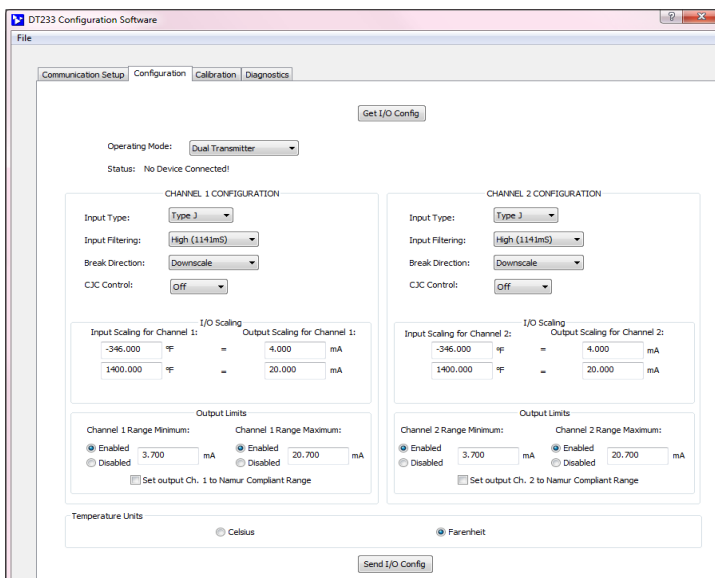
High-voltage isolation separates all input and output circuits from each other. Isolation protects from surges, reduces noise, and helps eliminate ground loop errors.

Setup and calibration are fast and easy with a convenient USB connection to your PC and Acromag's Windows configuration software. The Android app enables setup with mobile devices.

Advanced signal processing capabilities, variable range input/output, and convenient USB programming make this instrument very versatile. These transmitters can withstand harsh industrial environments and operate reliably across a wide temperature range with very low drift. They feature RFI, EMI, ESD, EFT, and surge protection plus low radiated emissions.

Key Features & Benefits

- Operate as a dual transmitter, a single transmitter, or a signal splitter
- Easy configuration via USB with Windows software or Agility™ app for Android
- Independently adjustable and scalable input and output ranges
- Selectable thermocouple/millivolt input types: (TC Type J, K, T, R, S, E, B, N, ±100mV, ±1V)
- 4-20mA current loop outputs support sinking or sourcing circuit configurations
- Supports reverse-acting (inverse) output
- User-configurable output range clamp levels support NAMUR-compliant operation
- Selectable up/downscale sensor break detection
- Very low 7V two-wire loop burden
- High accuracy, linearity, stability, and reliability
- User-selectable filtering (none, low, med, high)
- Space-saving 17.5mm (0.7 inch) unit with pluggable terminals for convenient wiring
- 1500V isolation, 4-way (inputs/outputs)
- Wide ambient operation (-40 to 80°C)
- CE compliant. UL/cUL Class I Div 2, ATEX / IECEx Zone 2 approvals pending.



Windows configuration software (FREE) at www.acromag.com

Android Agility™ app (FREE) at [Google Play Store](https://play.google.com/store/apps/details?id=com.acromag.agility)

Save configuration files for convenient copy/restore capability.

Tel 877-214-6267 ■ sales@acromag.com ■ www.acromag.com ■ 30765 Wixom Rd, Wixom, MI 48393 USA

Transmitters: DT230 Series Series

DT233 Thermocouple/millivolt input two-wire dual transmitter

Performance Specifications

IMPORTANT: To prevent ground loop error between a grounded PC and a grounded input signal, Acromag strongly recommends use of a USB isolator like Acromag's USB-Isolator when configuring a DT230 Series transmitter.

■ USB Interface

USB Connection

Type: USB Mini-B type socket, 5-pin.
Data Rate: 12Mbps. USB v1.1 and 2.0 compatible.
Maximum cable length: 5.0 meters.
Transient voltage suppression on power and data lines.

USB Driver

Not required. Uses built-in Human Interface Device (HID) USB drivers of the Windows operating system.

■ Input (two channels)

Default Configuration/Calibration

Input: TC J, -210 to 760°C, medium filter.
Output: 4 to 20mA, upscale break detect.

A/D Converters (ADC)

Two 24-bit Sigma Delta ADCs (only 16-bits used).

Input Ranges

Input	Range	Accuracy
TC J	-210 to 760°C (-346 to 1400°F)	±0.5°C
TC K	-200 to 1372°C (-328 to 2502°F)	±0.5°C
TC T	-260 to 400°C (-436 to 752°F)	±0.5°C
TC R	-50 to 1768°C (-58 to 3214°F)	±1.0°C
TC S	-50 to 1768°C (-58 to 3214°F)	±1.0°C
TC E	-200 to 1000°C (-328 to 1832°F)	±0.5°C
TC B	260 to 1820°C (500 to 3308°F)	±1.0°C
TC N	-230 to -170°C (-382 to -274°F)	±1.0°C
TC N	-230 to -1300°C (-274 to 2372°F)	±0.5°C
mV	-100 to 100mV	±0.05%

Thermocouple Reference

(Cold Junction Compensation)

±0.2°C typical, ±0.5°C maximum at 25°C.

Ambient Temperature Effect

Better than ±80ppm/°C (±0.008%/°C).

Scaling Adjust

0 to 110% of nominal range.

Lead Break (Sensor Burnout) Detection

Upscale/downscale.

Input Impedance

15M ohms.

Input Over-Voltage Protection

Bipolar Transient Voltage Suppression (TVS) and diode clamping.

Input Filter

RC filter plus variable digital filter (none, low, medium, high).

Noise Rejection (@ 60Hz)

Common Mode: 100dB no filter (135dB high filter).
Normal Mode: 0.5dB no filter (>80dB high filter).

■ Output (two channels)

D/A Converters (DAC)

Two 16-bit D/A converters.

Output Ranges

4-20mA DC 3.5-24mA under/over-range capability.

Output Accuracy

±0.05%, typical. ±0.1%, maximum.

Output Compliance

RLOAD = (V_{SUPPLY} - 7V) / 0.020A.
RLOAD = 0 to 850 ohms @ 24V DC.

Output Response Time (for step input change)

Time to reach 98% of output value (typical)	
No filtering	14 milliseconds
Low filter	47 milliseconds
Medium filter	156 milliseconds
High filter	1154 milliseconds

Output Ripple

Less than ±0.1% of output span.

■ Environmental

Operating temperature

Operation: -40 to 80°C (-40° to 176°F).
Storage: -40 to 85°C (-40 to 185°F).

Relative humidity

5 to 95% non-condensing.

Power Requirement

Loop-powered, 7-32V DC SELV, 24mA max.

Isolation

1500V AC peak. 250V AC (354V DC) continuous isolation between input and output circuits.

Shock and Vibration Immunity

Vibration: 4g, per IEC 60068-2-6.
Shock: 25g, per IEC 60068-2-27.

Approvals (pending)

CE compliant. Designed for UL/cUL Class I Division 2 Groups ABCD, ATEX / IECEx Zone 2.

Electromagnetic Compatibility (EMC) Compliance

Radiated Emissions: BS EN 61000-6-4, CISPR 16.
RFI: BS EN 61000-6-2, IEC 61000-4-3.
Conducted RFI: BS EN 61000-6-2, IEC 61000-4-6.
ESD: BS EN 61000-6-2, IEC 61000-4-2.
EFT: BS EN 61000-6-2, IEC 61000-4-4.
Surge Immunity: BS EN 61000-6-2, IEC 61000-4-5.

■ Physical

General

General-purpose enclosure designed for mounting on 35mm "T-type" DIN rail.

Case Material

Self-extinguishing polyamide, UL94 V-0 rated.

I/O Connectors

Removable plug-in terminal blocks rated for 12A/250V; AWG #26-12, stranded or solid copper wire.

Dimensions

17.5 x 114.5 x 99.0 mm (0.7 x 4.51 x 3.90 inches).
Unit weight: 0.16 kg (0.35 pounds).
Shipping Weight: 0.22 kg (0.5 pounds) packed.

Ordering Information

Models

[DT233-0600](#)

Two-wire dual transmitter, thermocouple/millivolt inputs, isolated current or voltage outputs.

Services

[DT230-Config/Cal](#)

Factory custom configuration/calibration service. Specify input type, input/output zero and full-scale values, filtering, and sensor fault settings on order.

Software

[TTC-SIP](#) (recommend one kit per customer)

Windows Software Interface Package for Acromag DT Series transmitters. Includes configuration software CD-ROM (5040-944), isolator (USB-ISOLATOR) and two USB cables (4001-112, 4001-113).

[Agility Mobile Application](#)

Software configuration software for an Android smart device. Download for free from the Google Play Store. Requires 5028-565 and 4001-113 cables.

Accessories

[USB-ISOLATOR](#)

USB-to-USB isolator, includes USB cable (4001-112).

[4001-112](#)

USB cable, 1 meter, with Type A to Type B plugs.

[4001-113](#)

USB cable, 1 meter, with Type A to Mini-B plugs.

[4001-252](#)

DIN rail end stop for hazloc approvals.

[5028-565](#)

USB-OTG 6 inch cable.

ISO9001
AS9100



Acromag 
THE LEADER IN INDUSTRIAL I/O


Tel 877-214-6267 ■ sales@acromag.com ■ www.acromag.com ■ 30765 Wixom Rd, Wixom, MI 48393 USA

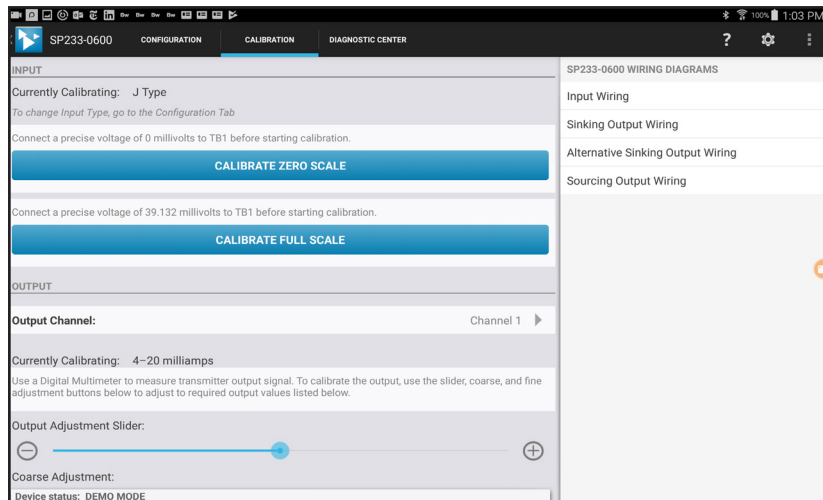
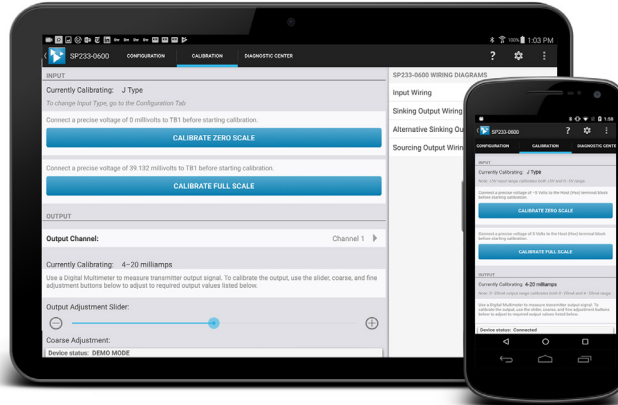
Transmitters: DT Series

Acromag Agility™ Config Tool Mobile Application

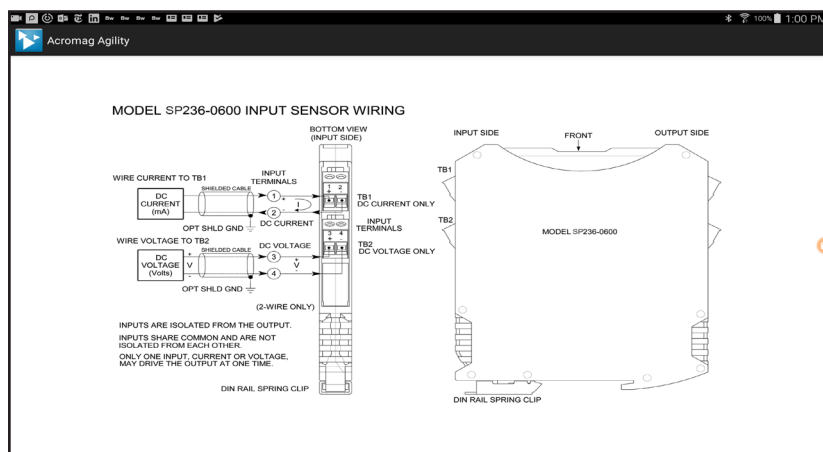
The Agility™ Config Tool is a mobile application that allows easy setup and configuration of Acromag SP Series signal splitters via a tethered mobile device.

This free app is available for Android devices at the Google Play store at [Acromag Agility™ Config Tool](#).

Demo the software, no need for a module. To enter demo mode simply tap the  icon in the upper left corner 8 times.



With a couple of taps, quickly configure input, output, unit and scaling options.



Quick and easy access to the wiring diagram, even offline without internet access.

Key Features & Benefits

- Connects to Acromag DT230 and DT330 Series signal splitters
- Requires the use of USB OTG Cable (Acromag part #: 5028-565) and USB A to Mini B Cable (Acromag part #: 4001-113)
- Configures and calibrates DT230 and DT330 Series products via phone or tablet running Android 4.3 ICS (Ice Cream Sandwich) or later.
- View wiring diagrams, even without an internet connection
- Perform quick and easy field diagnostics and troubleshooting
- Ideal for field technicians

