

## PS25203 EPIC sensor, electrophysiology, low gain datasheet




Fig. 1 PS25203B - Top and Bottom

Plessey Semiconductors Electric Potential Integrated Circuit (EPIC) product line targets a range of applications.

The PS25203B is an ultra high impedance solid state ECG (electrocardiograph) sensor. It can be used as a dry contact ECG sensor without the need for potentially dangerous low impedance circuits across the heart. The resolution available is as good as or better than conventional wet electrodes.

The device uses active feedback techniques to both lower the effective input capacitance of the sensing element ( $C_{in}$ ) and boost the input resistance ( $R_{in}$ ). These techniques are used to realise a sensor with a frequency response suitable for both diagnostic and monitoring ECG applications.

### FEATURES

- Ultra high input resistance, typically  $20G\Omega$ .
- Dry-contact capacitive coupling.
- Input capacitance as low as 15pF.
- Lower -3dB point typically 200mHz.
- Upper -3dB point typically 20kHz.
- Operates with bipolar power supply from  $\pm 2.4V$  to  $\pm 4.0V$ .
- Sensors supplied in a custom package with exposed pins for surface mount assembly.

## APPLICATIONS

- Contact ECG signal detection for:
  - Non-critical patient monitoring equipment.
  - Emergency response diagnostics.
  - Lifestyle sports and health products.
  - Suitable for long-term and remote monitoring.

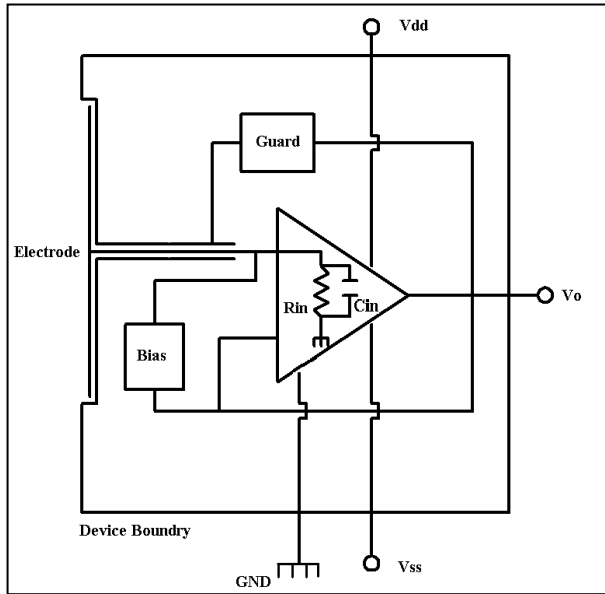


Fig. 2 Internal circuit of EPIC ECG Sensor

## ELECTRICAL CHARACTERISTICS

$T_{amb} = -25^{\circ}\text{C}$  to  $+75^{\circ}\text{C}$ ,  $V_{dd}/V_{ss} \pm 2.4\text{V}$  to  $\pm 4.0\text{V}$ . The electrical characteristics are guaranteed by either production test or by design and characterisation. They apply within the specified ambient temperature and supply voltage unless otherwise stated.

Characteristics	Value			Units	Conditions
	Min.	Typ.	Max.		
Supply voltage	$\pm 2.4$		$\pm 4.0$	V	Bipolar supply, Gnd=0V
Supply current	1.5	2.5	3.5	mA	
Effective input resistance		20		G $\Omega$	
Effective input capacitance		15		pF	
Voltage Gain ( $A_v$ )		10			
Coupling capacitance		250		pF	Sensor to skin
Lower -3dB point		0.20		Hz	Set by internal DC signal rejection network – coupling capacitor 250pF
Upper -3dB point		20.0		kHz	
Noise		tbd			

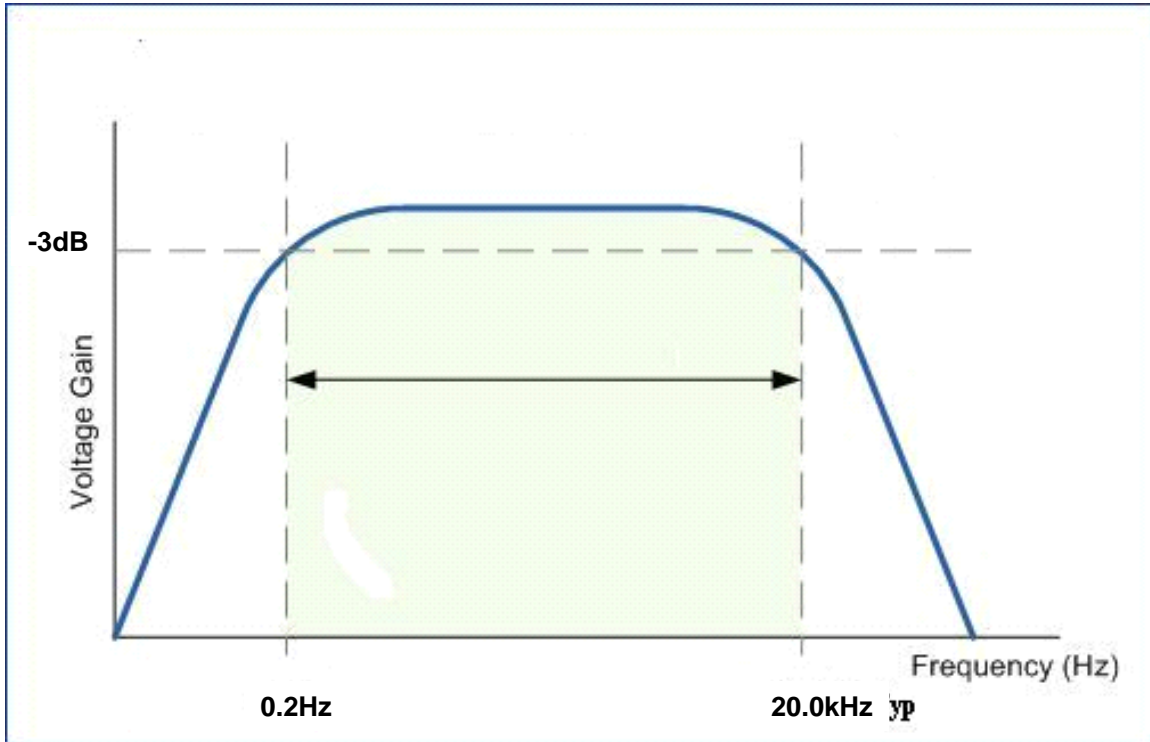


Fig. 3 Typical Bode Plot for EPIC ECG Sensor

## PIN ASSIGNMENT




Fig. 4 Pin Assignment for the PS25203B

## MECHANICAL DIMENSIONS

The package diagram is shown below. It is recommended that a solder pad 1.6mm diameter be defined for the mounting of the sensor pins..

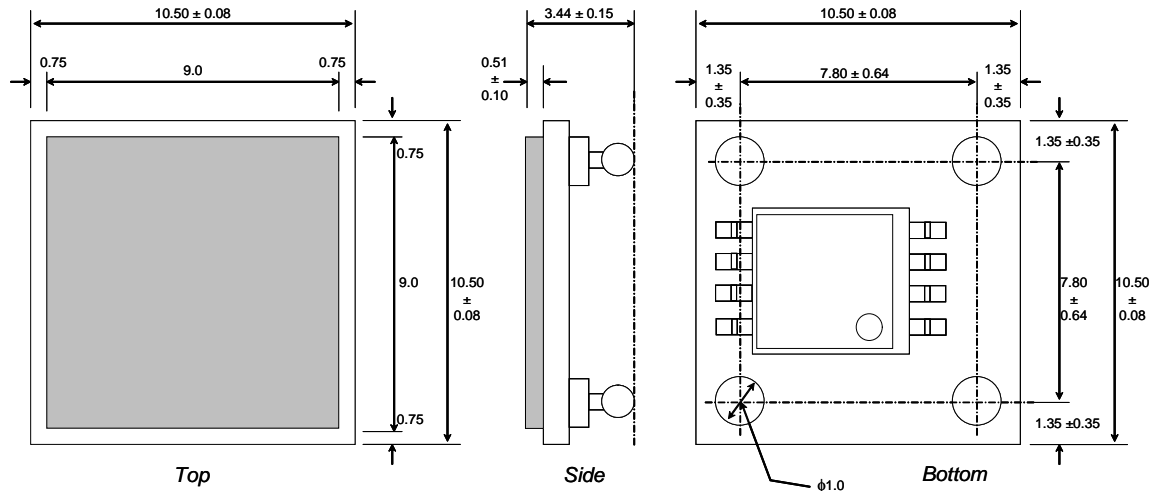


Fig. 5 Mechanical Drawing (all dimensions are nominal and in mm)

## ELECTROSTATIC DISCHARGE (ESD) PROTECTION

The PS25203B is manufactured using a high performance analog CMOS process. As for all CMOS components, it is essential that conventional ESD protection protocols be applied for the handling of this device.

## PATENTS

This component and many of the associated applications are covered by the following international patents:

602 32 911.6-08 (DE)  
AU2007228660  
CA2646411  
CN200780026584.8  
EP1451595 (CH)  
EP1451595 (ES)  
EP1451595 (FR)  
EP1451595 (IE)  
EP1451595 (IT)  
EP1451595 (NL)  
EP2002273  
EP2047284  
EP2174416

GB1118970.1  
JP2009-500908  
JP4391823  
TW097126903  
TW1308066  
US12/293872  
US12/374359  
US12/669615  
US13/020890  
US13/163988  
US7885700

## APPLICATION OF THE ECG SENSOR

Because of the large coupling capacitance to the body (around 250pF) the EPIC sensor's internal electrometer can be used in differential mode to recover true surface potential ECG signals from the surface of the skin. A typical ECG signal at the surface of the skin is 1mV p-p.

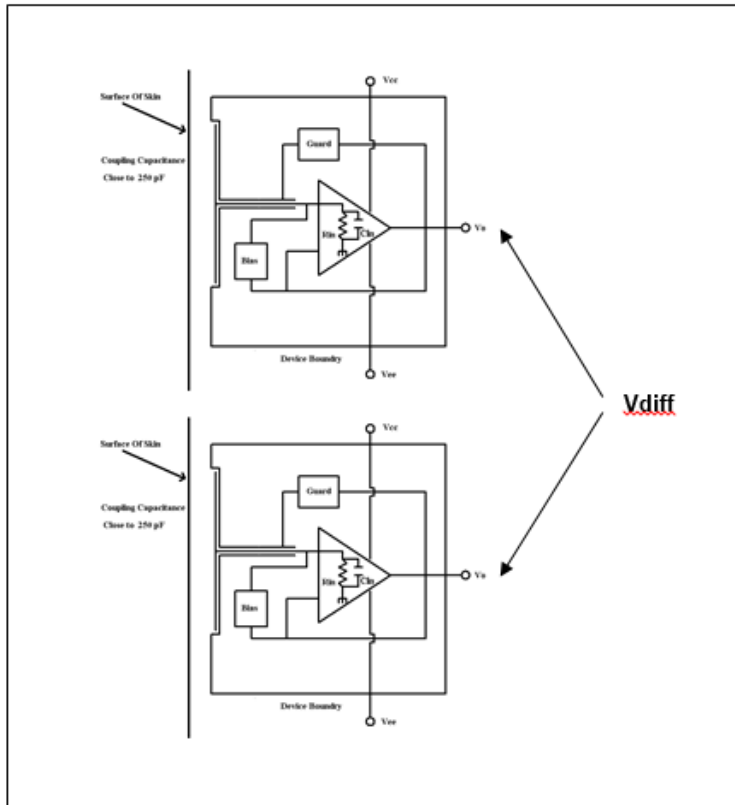


Fig. 7 Differential measurement of body (skin) surface potential to produce ECG trace



Fig. 8 Comparison of two vectors from a pair of EPIC sensors (top)  
and two conventional Ag/AgCl electrodes (bottom)

## Customer Enquiries/Sales

+44 1752 693000 | [sales@plesseysemi.com](mailto:sales@plesseysemi.com)

[www.plesseysemi.com](http://www.plesseysemi.com)

Plessey Semiconductors Ltd | Plymouth

Tamerton Road, Roborough

Plymouth, Devon

PL6 7BQ

United Kingdom

P: +44 1752 693000

F: +44 1752 693700

## Legal Notice

Product information provided by Plessey Semiconductors Limited ("Plessey") in this document is believed to be correct and accurate. Plessey reserves the right to change/correct the specifications and other data or information relating to products without notice but Plessey accepts no liability for errors that may appear in this document, howsoever occurring, or liability arising from the use or application of any information or data provided herein. Neither the supply of such information, nor the purchase or use of products conveys any license or permission under patent, copyright, trademark or other intellectual property right of Plessey or third parties.

Products sold by Plessey are subject to its standard Terms and Conditions of Sale that are available on request. No warranty is given that products do not infringe the intellectual property rights of third parties, and furthermore, the use of products in certain ways or in combination with Plessey, or non-Plessey furnished equipments/components may infringe intellectual property rights of Plessey.

The purpose of this document is to provide information only and it may not be used, applied or reproduced (in whole or in part) for any purpose nor be taken as a representation relating to the products in question. No warranty or guarantee express or implied is made concerning the capability, performance or suitability of any product, and information concerning possible applications or methods of use is provided for guidance only and not as a recommendation. The user is solely responsible for determining the performance and suitability of the product in any application and checking that any specification or data it seeks to rely on has not been superseded.

Products are intended for normal commercial applications. For applications requiring unusual environmental requirements, extended temperature range, or high reliability capability (e.g. military or medical applications), special processing/testing/conditions of sale may be available on application to Plessey.